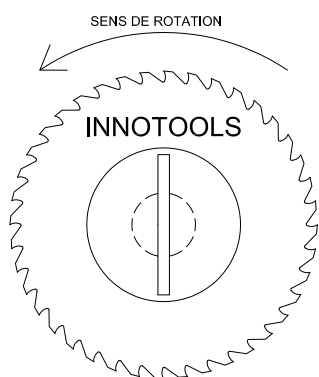
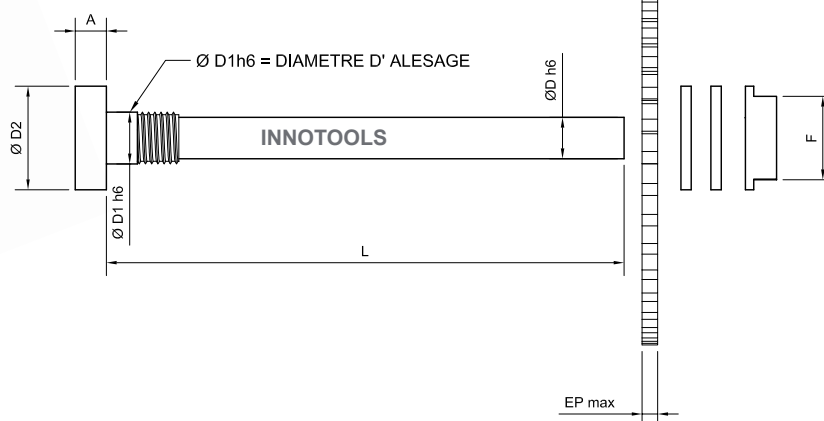


Tasseau droit à serrage arrière
En acier rapide
jusqu'à 6mm d'épaisseur

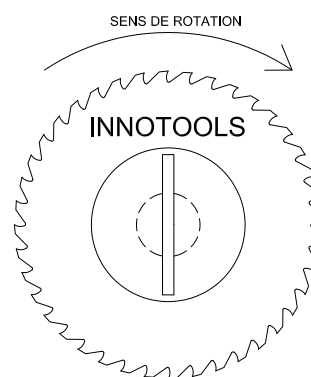
Straight cleat with back clamping
High-speed steel
Up to 6 mm

NOUVEAU ! NEW !

DELAI
1-2 JOURS
WITHIN 1 TO 2 DAYS



Ref 695G



Ref 695D

| REF | D1 | D | D2 | L | A | F | ep max |
|------------|----|---|----|----|-----|----|--------|
| 695-G-5-4 | 5 | 4 | 10 | 50 | 3 | 8 | 6 |
| 695-G-6-5 | 6 | 5 | 12 | 60 | 3 | 10 | 6 |
| 695-G-8-6 | 8 | 6 | 15 | 70 | 3 | 13 | 6 |
| 695-G-10-6 | 10 | 6 | 18 | 70 | 3,5 | 15 | 6 |

| REF | D1 | D | D2 | L | A | F | ep max |
|-------------|----|----|----|-----|-----|----|--------|
| 695-D-5-4 | 5 | 4 | 10 | 50 | 3 | 8 | 6 |
| 695-D-6-5 | 6 | 5 | 12 | 60 | 3 | 10 | 6 |
| 695-D-8-6 | 8 | 6 | 15 | 70 | 3 | 13 | 6 |
| 695-D-8-7 | 8 | 7 | 15 | 80 | 3 | 13 | 6 |
| 695-D-10-6 | 10 | 6 | 18 | 70 | 3.5 | 15 | 6 |
| 695-D-10-8 | 10 | 8 | 18 | 90 | 3.5 | 15 | 6 |
| 695-D-13-10 | 13 | 10 | 22 | 110 | 3.5 | 19 | 6 |
| 695-D-16-12 | 16 | 12 | 26 | 120 | 3.5 | 22 | 6 |